

DIN41612 SERIES Dual Row Connectors

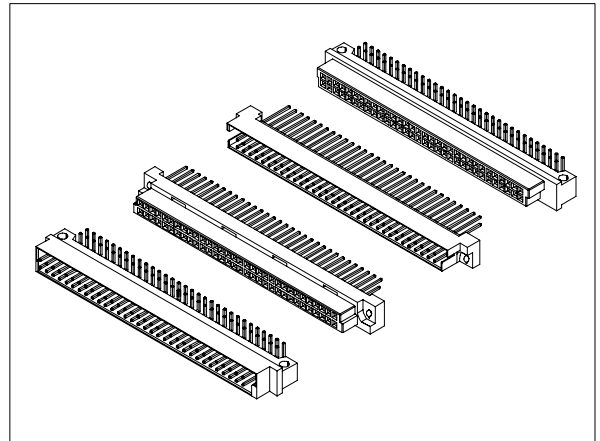
Specifications/技术参数:

Electrical/电气特性:

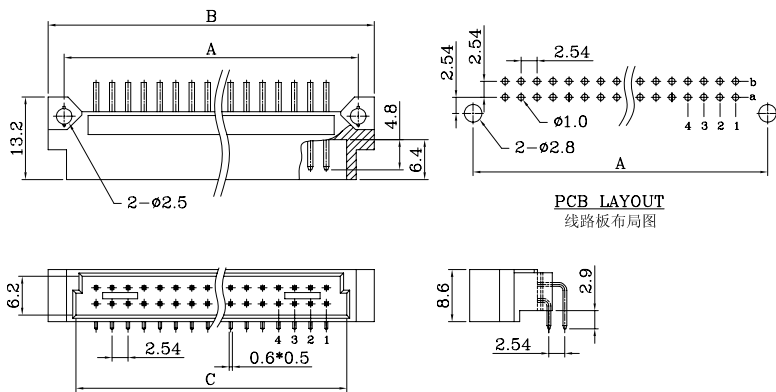
Current Rating(额定电流): 2A
 Withstand Voltage(耐压值): 1000VAC for one minute
 Contact Resistance(接触电阻): 30mΩ max
 Insulation Resistance(绝缘电阻): 1000MΩ min
 Operating Temperature(工作温度): -55°C ~ +105°C

Physical/物理特性:







Insulator(塑胶本体): P.B.T +30% Glass Fiber
 Flammability Rating(防火等级): UL 94V-0
 Contacts(接触件): Copper Alloy
 Contacts plating(接触件电镀): Gold over Nickel or Tin

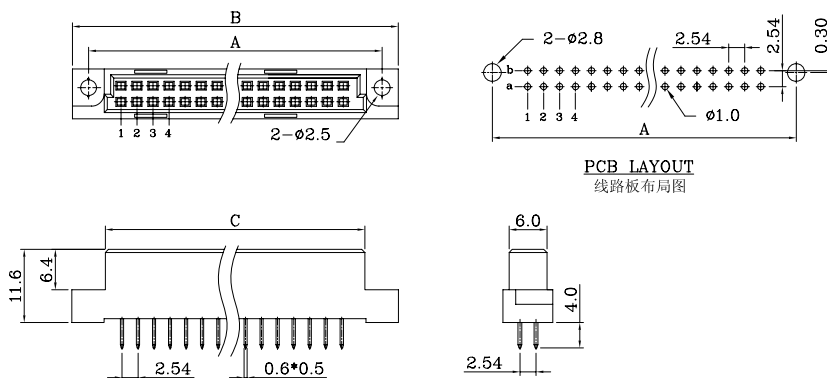


Dimension/尺寸: mm









MR-TYPE
公弯-类型

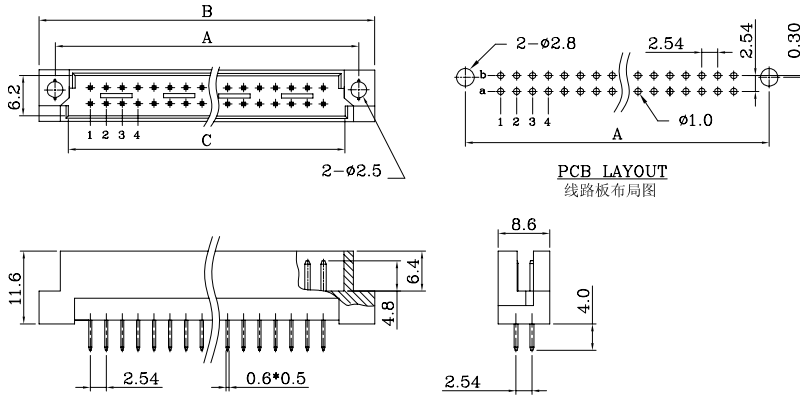
Poles 位数	Pin 位数	Position 位置	Layout 布局图	Dimension/尺寸		
				A	B	C
64	64	a b		88.9	94.0	85.2
	32	a -				
	32	- b				
32	32	a b		48.26	54.0	44.6
	16	a -				
	16	- b				









FS-TYPE
母直-类型

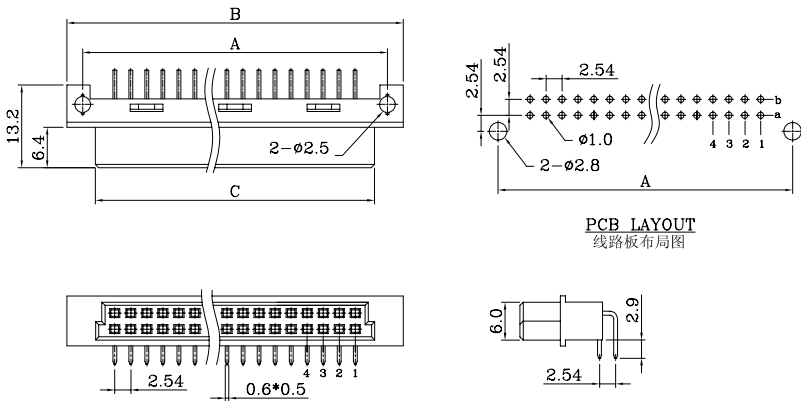
Poles 位数	Pin 位数	Position 位置	Layout 布局图	Dimension/尺寸		
				A	B	C
64	64	a b		90.0	95.0	85.0
	32	a -				
	32	- b				
32	32	a b		49.36	55.0	44.4
	16	a -				
	16	- b				

DIN41612 SERIES Dual Row Connectors









MS-TYPE
公直-类型

Poles 位数	Pin 位数	Position 位置	Layout 布局图	Dimension/尺寸		
				A	B	C
64	64	a b		90.0	95.0	85.2
	32	a -				
	32	- b				
32	32	a b		49.36	55.0	44.6
	16	a -				
	16	- b				



FR-TYPE
母弯-类型

Poles 位数	Pin 位数	Position 位置	Layout 布局图	Dimension/尺寸		
				A	B	C
64	64	a b		88.9	94.0	85.0
	32	a -				
	32	- b				
32	32	a b		48.26	54.0	44.4
	16	a -				
	16	- b				

Ordering Code/订购型号:

1 2 3 4 5 6 7

2	2	32	FR	G	—	040	—	(ab)
---	---	----	----	---	---	-----	---	------

1. Plastic Rows/胶体排数:

2 = 2 Rows

2. Pin Rows/方针排数:

1 = 1 Row

2 = 2 Rows

3. Total Pins/方针芯数:

16, 32, 64

4. PCB Mount Type/安装类型:

MS = Male-Straight(公直)

MR = Male-Right Angle(公弯)

FS = Female-Straight(母直)

FR = Female-Right Angle(母弯)

5. Contact Plating/接触件电镀:

S = Selective Gold(半金)

G = Gold Flash(全金)

6. Pin Length/焊板针长:

025 = 2.5mm

029 = 2.9mm

040 = 4.0mm

130 = 13.0mm

170 = 17.0mm

7. Contact Layout/方针布局:

(ab), (a-), (-b).