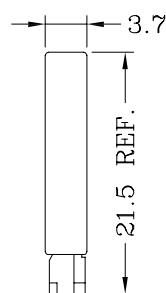
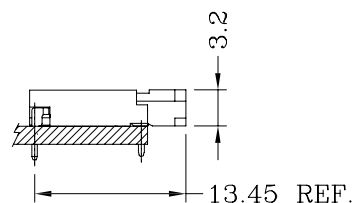


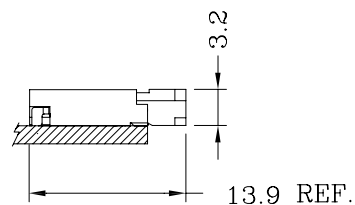
Assembly Layout/装配方案



Wire to Wire/线对线



Wire to Board/线对板(DIP)



Wire to Board/线对板(SMT)

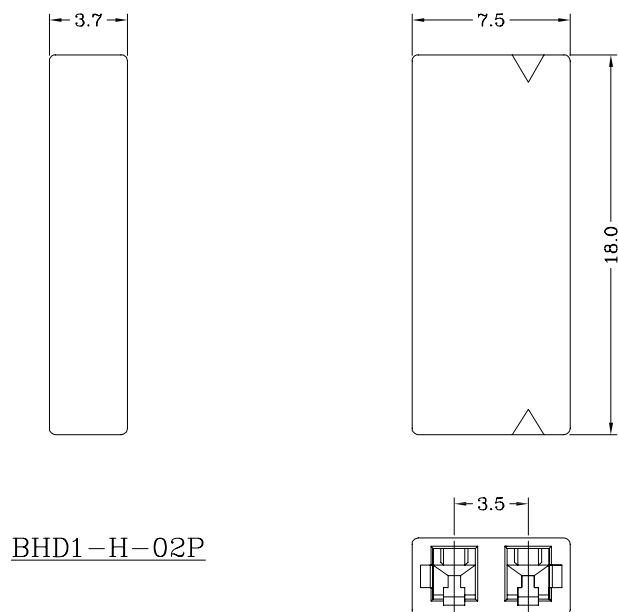
Specifications/技术参数:

Poles/位数	2 Poles
Pitch between poles/间距	3.50mm
Rated Voltage/额定电压	1400V AV,DC
Rated Current/额定电流	1A (AWG #24)
Withstand Voltage/耐压值	3800V AC/minute
Contact Resistance/接触电阻	10mΩ (MAX.)
Insulation Resistance/绝缘电阻	1000MΩ (MIN.)
Temperature Range/温度范围	-25°C ~ +85°C
Applicable Wire Range/适用线径	AWG #24~#28

BHD1 SERIES 3.50mm Pitch Crimp Terminal Socket

Features/产品特性:

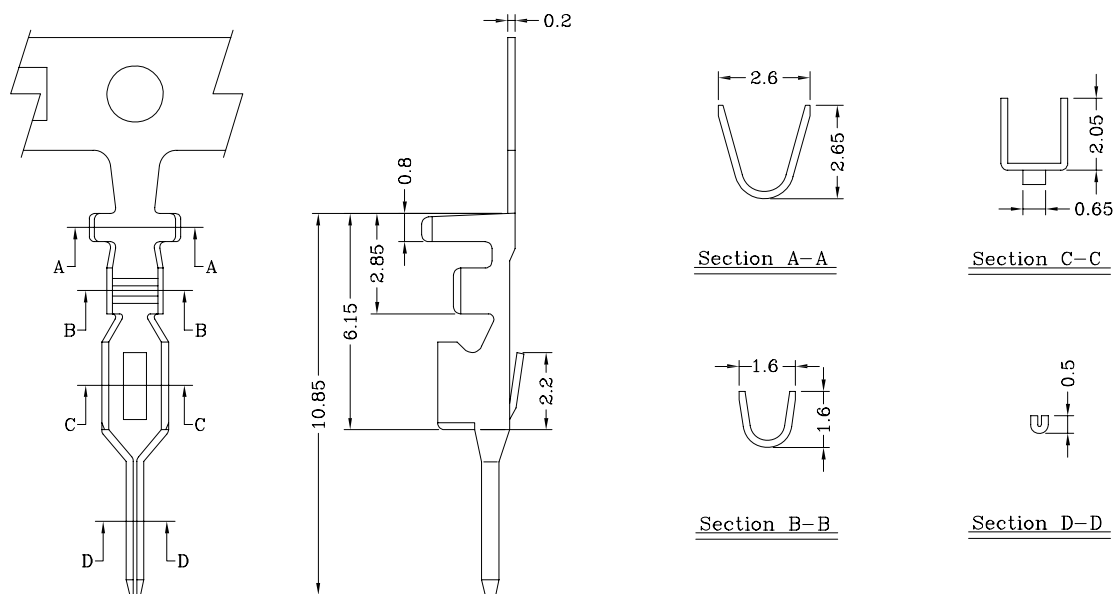
- * Material(材质): Nylon 66 UL 94V-0 (White)
- * Suitable for BHD1 series terminal(适用于BHD1系列端子)
- * Mates with BHD2 socket(与BHD2塑壳配合)



BHD1 SERIES 3.50mm Pitch Crimp Terminal

Features/产品特性:

- * Used in BHD1 socket(用于BHD1塑壳)

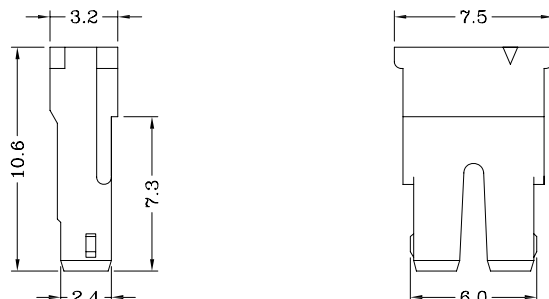


Part No./产品型号	Wire Range/线径范围	Insulation O.D/线外径	Material/材质	Finish/表面处理
BHD1-T-P	AWG #24 ~ #28	1.70mm(max)	Phosphor bronze	Tin-plated

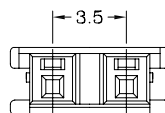
BHD2 SERIES 3.50mm Pitch Crimp Terminal Socket

Features/产品特性:

- * Material(材质): Nylon 66 UL 94V-0 (White)
- * Suitable for BHD2 series terminal(适用于BHD2系列端子)
- * Mates with BHD1 socket & BHD wafer(与BHD1塑壳或BHD插座配合)



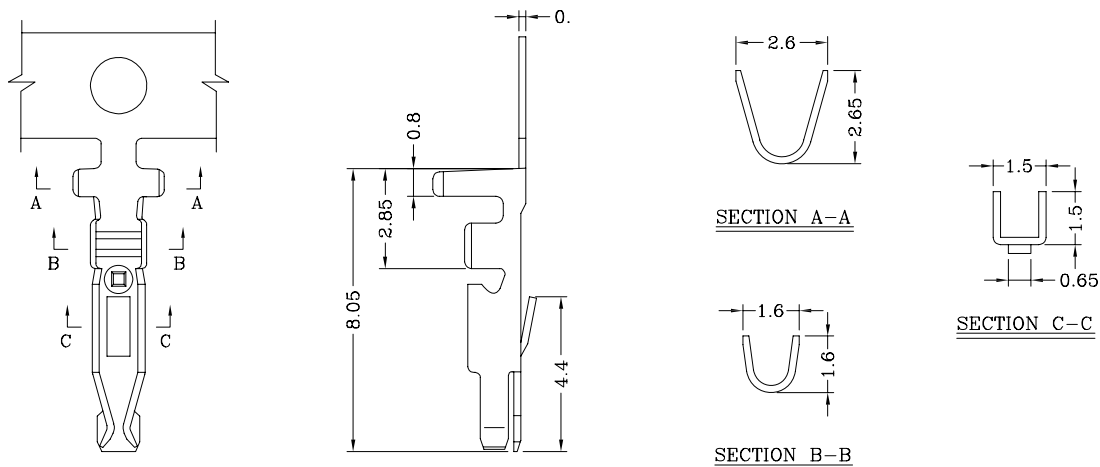
BHD2-H-02P



BHD2 SERIES 3.50mm Pitch Crimp Terminal

Features/产品特性:

- * Used in BHD2 socket(用于BHD2塑壳)

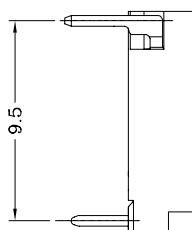
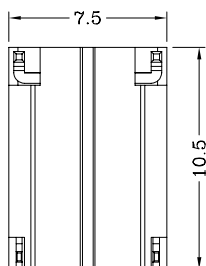
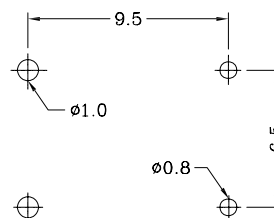
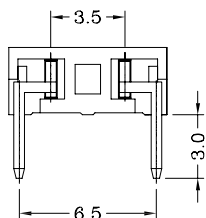


Part No./产品型号	Wire Range/线径范围	Insulation O.D/线外径	Material/材质	Finish/表面处理
BHD2-T-P	AWG #24 ~ #28	1.70mm(max)	Phosphor bronze	Tin-plated

BHD SERIES 3.50mm Pitch Crimp Wafer (DIP-Type)

Features/产品特性:

- * Material(材质):
 Insulator(塑胶本体): Nylon 6T UL 94V-0
 Contacts(接触件): Brass, Tin-plated
 Solder Tab(焊盘片): Brass, Tin-plated
- * Mates with BHD2 socket(与BHD2塑壳配合)



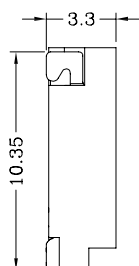
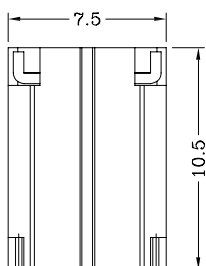
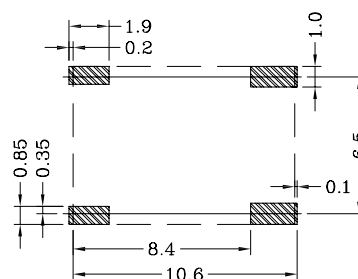
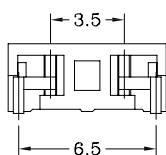
P.C.B. LAYOUT
线路板布局图

BHD-R-02P

BHD SERIES 3.50mm Pitch Crimp Wafer (SMT-Type)

Features/产品特性:

- * Material(材质):
 Insulator(塑胶本体): Nylon 6T UL 94V-0
 Contacts(接触件): Brass, Tin-plated
 Solder Tab(焊盘片): Brass, Tin-plated
- * Mates with BHD2 socket(与BHD2塑壳配合)



P.C.B. LAYOUT
线路板布局图

BHD-SMR-02P